

**Multisector Bond Category**
**Portfolio  
Yield to Maturity:  
15.53%**

# HOLBROOK STRUCTURED INCOME FUND

**SHARE CLASSES**

I-Share	HOSIX
Investor Share	HOSTX
A-Share	HOSAX

**FUND OBJECTIVE**

The Fund's investment objective is to seek high current income and the opportunity for capital appreciation to produce a high total return.

**OUR STRATEGY**

The Holbrook Structured Income Fund aims to give investors exposure to all asset classes within securitized credit, with a focus on the four largest sectors: CLOs, RMBS, CMBS, and ABS.

**DIVIDEND SCHEDULE**

Daily Accrual, Monthly Pay

**INVESTMENT PROFESSIONALS**

**Scott Carmack** CEO & Portfolio Manager  
**Ethan Lai** Portfolio Manager  
**Michael Burns** Chief Operating Officer  
**Brian Zeck** President of Sales  
**Dan Merrill** Vice President of Sales

**BENCHMARK**

Bloomberg US Aggregate Bond Index

**PORTFOLIO STATS**

Number of Holdings	42
Yield to Maturity	15.53%
Average Price	93.54
Average Maturity	2.32
Effective Duration	0.66

**Yield to Maturity:** The rate of return anticipated on a bond if it is held until maturity date.

**Effective Duration:** A bond's sensitivity to interest rates, incorporating the embedded option features, such as call provisions. Bonds with longer durations experience greater price volatility than bonds with shorter durations.

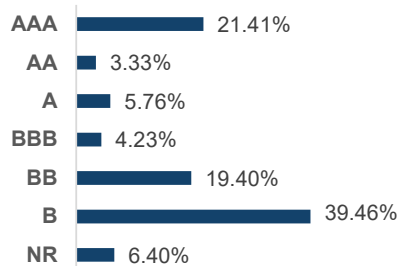
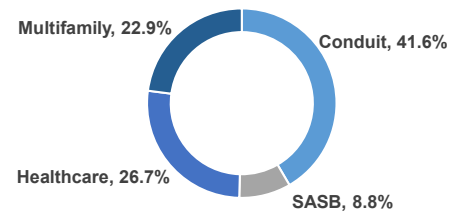
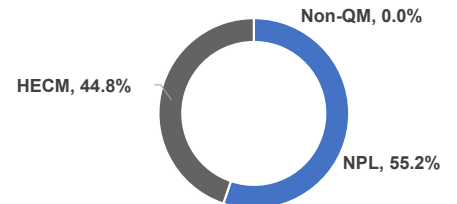
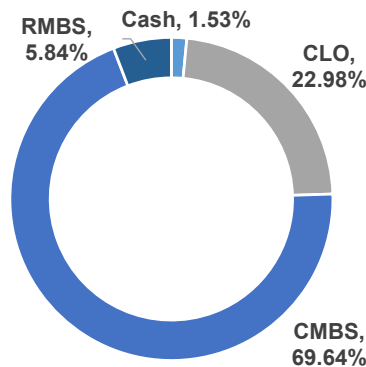
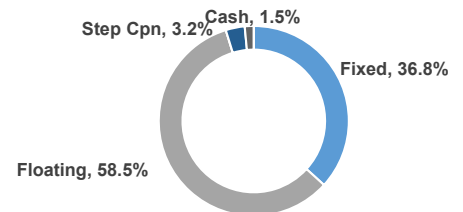
**Overview**

The **Holbrook Structured Income Fund** seeks to deploy capital opportunistically across securitized credit. The Fund will generally be invested in four main asset classes within securitized credit: Collateralized Loan Obligations ("CLOs"), Residential Mortgage-Backed Securities ("RMBS"), Commercial Mortgage-Backed Securities ("CMBS"), and Asset Backed Securities ("ABS"). The flexible mandate across securitized credit allows the Fund to potentially tap liquidity from different areas to redeploy into opportunities that may present themselves. The allocation between each asset class will depend on the top-down macroeconomic view of the Adviser, relative value of each asset class, and opportunities that exist within CLOs, RMBS, CMBS, or ABS.

**Performance**

As of 12/31/2022

	Trailing Returns				
	1M	3M	6M	1Y	Inception*
<b>Holbrook Structured Income Fund</b>	0.76%	1.95%	3.81%	n/a	4.22%
<b>Bloomberg US Aggregate Bond Index</b>	-0.45%	1.87%	-2.97%	n/a	-3.30%

**Ratings Breakdown**

**CMBS Breakdown**

**RMBS Breakdown**

**Asset Class Breakdown**

**Coupon Breakdown**


Allocations are subject to change and should not be considered investment advice

## MANAGEMENT FEE

1.00%

## EXPENSE RATIOS\*

HOSIX: 1.50%

HOSTX: 2.00%

HOSAX: 1.75%

## 12B-1 FEE

HOSIX 0.00%

HOSTX 0.50%

HOSAX\* 0.25%

\*Front Load: 1.25%

\*The Fund's Adviser has contractually agreed to reduce the Fund's fees and/or absorb expenses of the Fund through at least September 1, 2023 to ensure that total annual Fund operating expenses after fee waiver and reimbursement (exclusive of any taxes, interest, brokerage commissions, expenses incurred in connection with any merger or reorganization, indirect expenses, expenses of other investment companies in which the Fund may invest, or extraordinary expenses such as litigation) will not exceed 1.75%, 1.50% and 2.00% of average daily net assets attributable to Class A, Class I and Investor Class shares, respectively. This agreement may be terminated by the Fund's Board of Trustees on 60 days' written notice to the Adviser. These fee waivers and expense reimbursements are subject to possible recoupment from the Fund in future years on a rolling three-year basis (within the three years after the fees have been waived or reimbursed) if such recoupment can be achieved without exceeding the foregoing expense limits as well as any expense limitation in effect at the time the reimbursement is made.

## SEC Yields\*

HOSIX: 9.17%

HOSTX: 8.61%

HOSAX: 9.66%

**\*The 30-Day SEC yield represents the fund's current yield and income**

**30 Day SEC Yield:** SEC Yield is computed in accordance with SEC standards measuring the net investment income per share over a specified 30-day period expressed as a percentage of the maximum offering price of the Fund's shares at the end of the period.

**For more information call your Holbrook representative at 1-877-345-8646**

**Visit our website for a full menu of services, market commentary, and additional downloads at [holbrookholdings.com](http://holbrookholdings.com)**

## Sample Mortgage Investments Dashboard



**SASB – Hotel**  
Mezz B Tranche – 10%+ Yield, LTV: 50%



**Multifamily Exposure**  
Mezz B Tranche – 10%+ Yield, LTV: 70%



**Conduit – Retail, Industrial, Office, Malls, Hospitality, Storage**  
Mezz E Tranche – 12%+ Yield, LTV: 48%



**Portfolio of Non-Performing Loans to Single Family Homes**  
Mezz A2 Tranche – 8%+ Yield, LTV: 44%

Past performance is not indicative of future results. Investors cannot directly invest in an index and unmanaged index returns do not reflect any fees, expenses or sales charges.

\*Fund Inception Date was 5/2/2022.

**Bloomberg US Aggregate Bond Index:** The Bloomberg US Aggregate Bond Index is a broad-based flagship benchmark that measures the investment grade, US dollar-denominated, fixed-rate taxable bond market. The index includes Treasuries, government-related and corporate securities, MBS (agency fixed-rate pass-throughs), ABS and CMBS (agency and non-agency).

**Important Risks:** Investments in mutual funds involve risk including possible loss of principal. There is no guarantee that any investment strategy will achieve its objectives, generate profits, or avoid losses. The Fund invests in closed end investment companies or funds. The shares of many closed end funds, after their initial public offering, frequently trade at a price per share that is less than the net asset value per share, the difference representing the "market discount" of such shares.

The Fund may be adversely affected by new (or revised) laws or regulations that may be imposed by government regulators or self-regulatory organizations that supervise the financial markets. CLO debt securities are limited recourse obligations of their issuers and may be subject to redemption. Holders of the CLO debt being redeemed will be repaid earlier than the stated maturity of the debt. The timing of redemptions may adversely affect the returns on CLO debt. The CLO manager may not find suitable assets in which to invest during the Reinvestment Period or to replace assets that the manager has determined are no longer suitable for investment.

The value of securities issued by the U.S. Government generally fluctuates in response to inflationary concerns and may differ in their interest rates, maturities, times of issuance and other characteristics.

The risk that the Fund could lose money if the issuer or guarantor of a fixed income security is unwilling or unable to make timely payments to meet its contractual obligations. The risk that foreign currencies will decline in value relative to the U.S. dollar and adversely affect the value of the Fund's investments in foreign (non-U.S.) currencies. The derivative instruments in which the Fund may invest for hedging purposes may be more volatile than other instruments.

The Fund invests in fixed income securities or derivatives, the value of your investment in the Fund will fluctuate with changes in interest rates. These risks could affect the value of a particular investment by the Fund. Investment in or exposure to high yield (lower rated) debt instruments (also known as "junk bonds") may involve greater levels of interest rate, credit, liquidity and valuation risk than for higher rated instruments. When the Fund invests in other investment companies, including ETFs, it will bear additional expenses.

The Fund has a limited history of operation. The risk that investment strategies employed by the Fund's adviser in selecting investments for the Fund may not result in an increase in the value of your investment.

***This material must be preceded or accompanied by a prospectus. An investor should consider the Fund's objectives, risks, charges and expenses carefully before investing or sending money. This and other important information can be found in the Fund's prospectus. For more information please call 1-877-345-8646. Please read the prospectus carefully before investing.***

*The Holbrook Income Fund is distributed by Northern Lights Distributors, LLC, member FINRA/SIPC. Holbrook Holdings Inc. is not affiliated with Northern Lights, Distributors, LLC.*