

HOLBROOK INCOME FUND

OVERALL MORNINGSTAR RATING¹



¹ The overall Morningstar Rating™ for the Holbrook Income Fund was five stars among 550 Short-Term Bond Funds as of 9/30/2021 (derived from a weighted average of the fund's three-, five-, and ten-year risk-adjusted return measures). The three-year rating was also five stars. The Morningstar Rating™ for funds, or "star rating", is calculated for managed products. It is calculated based on a Morningstar Risk-Adjusted Return measure that accounts for variation in a managed product's monthly excess performance, placing more emphasis on downward variations and rewarding consistent performance. The top 10% of products in each product category receive 5 stars, the next 22.5% receive 4 stars, the next 35% receive 3 stars, the next 22.5% receive 2 stars, and the bottom 10% receive 1 star. The Overall Morningstar Rating for a managed product is derived from a weighted average of the performance figures associated with its three-, five-, and 10-year (if applicable) Morningstar Rating metrics. The weights are: 100% three-year rating for 36-59 months of total returns, 60% five-year rating/40% three-year rating for 60-119 months of total returns, and 50% 10-year rating/30% five-year rating/20% three-year rating for 120 or more months of total returns. While the 10-year overall star rating formula seems to give the most weight to the 10-year period, the most recent three-year period actually has the greatest impact because it is included in all three rating periods.

SHARE CLASSES

I-Share	HOBIX
Investor Share	HOBEX
A-Share	HOBAX

FUND OBJECTIVE

Seeks to provide current income, with a secondary objective of capital preservation in a rising interest rate environment

DIVIDEND SCHEDULE

Daily Accrual, Monthly Pay

MANAGEMENT FEE 0.80%

12B-1 FEE

HOBIX	0.00%
HOBEX	0.50%
HOBAX	0.25%

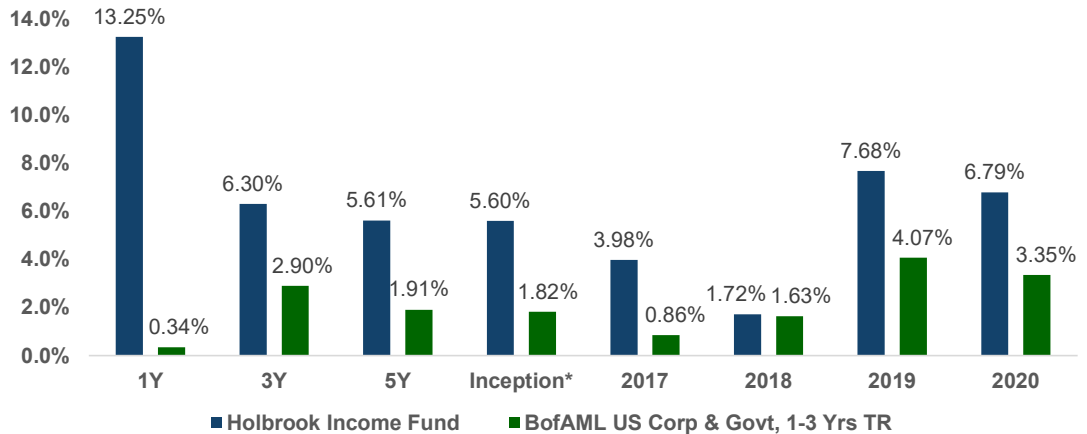
Short Term Bond Category

<p>TOP 1 Percentile on 1-Year</p> <p>According to Morningstar</p>	<p>TOP 5 Percentile On 1-Year, 3-Year, and 5-Year</p> <p>According to Morningstar</p>
--	--

The Holbrook Income Fund was rated (based on Total Return) against the following numbers of U.S.-domiciled Short-term Bond funds over the following time periods: 603 funds in the last year, 550 funds in the last three years, and 485 funds in the last five years for the period ending 9/30/2021

AVERAGE ANNUAL TOTAL RETURNS (%) AS OF 9/30/2021

CLASS SHARES	1 YEAR	3 YEARS	5 YEARS	INCEPTION	30-DAY SEC YIELD
Holbrook Income Fund	13.25%	6.30%	5.61%	5.60%	3.81%
BofAML US Corp & Govt, 1-3 Yrs TR	0.34%	2.90%	1.91%	1.82%	



CALENDAR YEAR TOTAL RETURNS

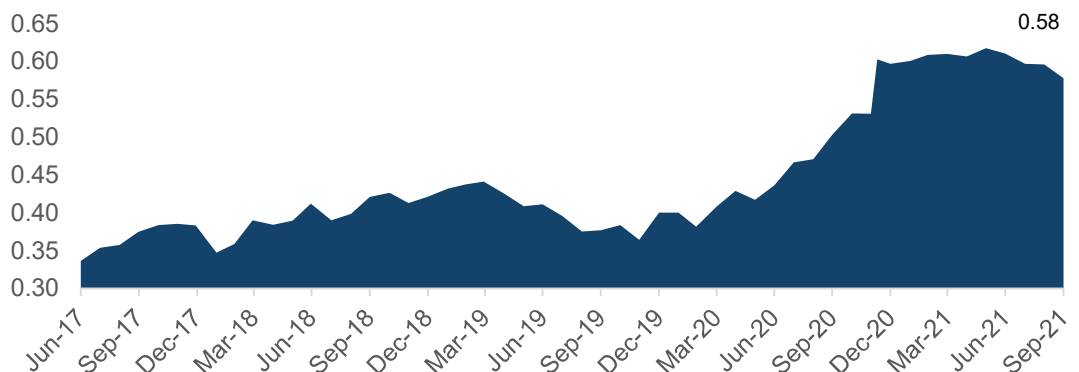
	2017	2018	2019	2020
Holbrook Income Fund	3.98%	1.72%	7.68%	6.79%
BofAML US Corp & Govt, 1-3 Yrs TR	0.86%	1.63%	4.07%	3.35%

Past performance is not indicative of future results. Investors cannot directly invest in an index and unmanaged index returns do not reflect any fees, expenses or sales charges.

The performance data quoted here represents past performance. Current performance may be lower or higher than the performance data quoted above. Investment return and principal value will fluctuate, so that shares, when redeemed, may be worth more or less than their original cost. Past performance is no guarantee of future results. A Fund's performance, especially for very short periods of time, should not be the sole factor in making your investment decisions. For performance information current to the most recent month end, please call toll-free 1-877-345-8646.

*Fund Inception is 7/6/2016 and performance is annualized.

Trailing 12-Month Dividends



INVESTMENT PROFESSIONALS

Scott Carmack Portfolio Manager
 Michael Burns Chief Operating Officer
 Brian Zeck President of Sales
 Dan Merrill Vice President of Sales
 Ethan Lai Associate Portfolio Manager

BENCHMARK

BofaML US Corporate & Government, 1-3 Year Index

EXPENSE RATIOS

HOBIX: 1.14%
 HOBEX: 1.64%
 HOBAX: 1.39%

Number of Holdings	198
Yield to Maturity	5.17%
Yield to Worst	4.37%
Effective Duration	1.19

30 DAY SEC YIELD:

HOBIX: 3.81%
 HOBEX: 3.31%
 HOBAX: 3.56%

*The 30-Day SEC yield represents the fund's current yield and income

Yield to Maturity: The rate of return anticipated on a bond if it is held until maturity date.

Yield to Worst: The lowest potential yield that can be received on a bond without the issuer actually defaulting.

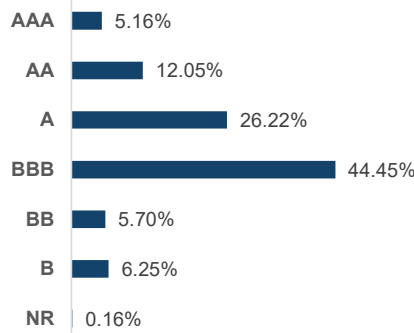
30 Day SEC Yield: SEC Yield is computed in accordance with SEC standards measuring the net investment income per share over a specified 30-day period expressed as a percentage of the maximum offering price of the Fund's shares at the end of the period.

Effective Duration: A bond's sensitivity to interest rates, incorporating the embedded option features, such as call provisions. Bonds with longer durations experience greater price volatility than bonds with shorter durations.

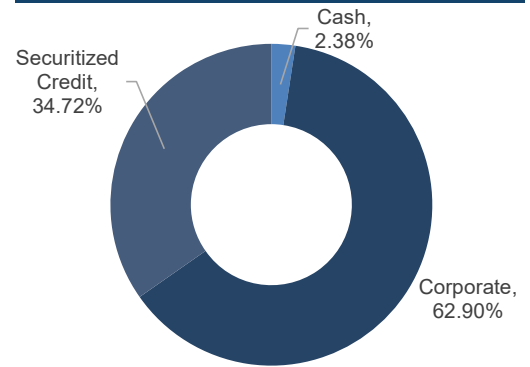
For more information call your Holbrook representative at 1-877-345-8646

Visit our website for a full menu of services, market commentary, and additional downloads at holbrookholdings.com

Ratings Breakdown



Asset Class Breakdown



BofAML US Corporate & Government, 1-3 Year Index: The index tracks the performance of US dollar denominated investment grade debt publicly issued in the US domestic market, including US Treasury, US agency, foreign government, supranational and corporate securities, with a remaining term to final maturity less than 3 years.

Important Risks: Investments in mutual funds involve risk including possible loss of principal. There is no guarantee that any investment strategy will achieve its objectives, generate profits, or avoid losses. The Fund invests in closed end investment companies or funds. The shares of many closed end funds, after their initial public offering, frequently trade at a price per share that is less than the net asset value per share, the difference representing the "market discount" of such shares.

The Fund may be adversely affected by new (or revised) laws or regulations that may be imposed by government regulators or self-regulatory organizations that supervise the financial markets. CLO debt securities are limited recourse obligations of their issuers and may be subject to redemption. Holders of the CLO debt being redeemed will be repaid earlier than the stated maturity of the debt. The timing of redemptions may adversely affect the returns on CLO debt. The CLO manager may not find suitable assets in which to invest during the Reinvestment Period or to replace assets that the manager has determined are no longer suitable for investment.

The value of securities issued by the U.S. Government generally fluctuates in response to inflationary concerns and may differ in their interest rates, maturities, times of issuance and other characteristics.

The risk that the Fund could lose money if the issuer or guarantor of a fixed income security is unwilling or unable to make timely payments to meet its contractual obligations. The risk that foreign currencies will decline in value relative to the U.S. dollar and adversely affect the value of the Fund's investments in foreign (non-U.S.) currencies. The derivative instruments in which the Fund may invest for hedging purposes may be more volatile than other instruments.

The Fund invests in fixed income securities or derivatives, the value of your investment in the Fund will fluctuate with changes in interest rates. These risks could affect the value of a particular investment by the Fund. Investment in or exposure to high yield (lower rated) debt instruments (also known as "junk bonds") may involve greater levels of interest rate, credit, liquidity and valuation risk than for higher rated instruments. When the Fund invests in other investment companies, including ETFs, it will bear additional expenses.

The Fund has a limited history of operation. In addition, the Adviser has not previously managed a mutual fund. The risk that investment strategies employed by the Fund's adviser in selecting investments for the Fund may not result in an increase in the value of your investment. The Adviser's use of computer trading modeling systems may perform differently than expected as a result of the factors used in the models.

¹ The overall Morningstar Rating™ for the Holbrook Income Fund was five stars among 550 Short-Term Bond Funds as of 9/30/2021 (derived from a weighted average of the fund's three-, five-, and ten-year risk-adjusted return measures). The Morningstar Rating™ for funds, or "star rating", is calculated for managed products (including mutual funds, variable annuity and variable life subaccounts, exchange-traded funds, closed-end funds, and separate accounts) with at least a three-year history. Exchange-traded funds and open-ended mutual funds are considered a single population for comparative purposes. It is calculated based on a Morningstar Risk-Adjusted Return measure that accounts for variation in a managed product's monthly excess performance, placing more emphasis on downward variations and rewarding consistent performance. The top 10% of products in each product category receive 5 stars, the next 22.5% receive 4 stars, the next 35% receive 3 stars, the next 22.5% receive 2 stars, and the bottom 10% receive 1 star. The Overall Morningstar Rating for a managed product is derived from a weighted average of the performance figures associated with its three-, five-, and 10-year (if applicable) Morningstar Rating metrics. The weights are: 100% three-year rating for 36-59 months of total returns, 60% five-year rating/40% three-year rating for 60-119 months of total returns, and 50% 10-year rating/30% five-year rating/20% three-year rating for 120 or more months of total returns. While the 10-year overall star rating formula seems to give the most weight to the 10-year period, the most recent three-year period actually has the greatest impact because it is included in all three rating periods.

The Holbrook Income Fund was rated against the following numbers of U.S.-domiciled Short-term Bond funds over the following time periods: 550 funds in the last three years and 485 funds in the last five years for the period ending 9/30/2021. With respect to these Short-term Bond funds, the Holbrook Income Fund received a Morningstar Rating of 5 stars for the three-year, and no-rating for five-year and ten-year periods. ©2021 Morningstar, Inc. All Rights Reserved. The information contained herein: (1) is proprietary to Morningstar; (2) may not be copied or distributed; and (3) is not warranted to be accurate, complete or timely. Neither Morningstar nor its content providers are responsible for any damages or losses arising from any use of this information.

This material must be preceded or accompanied by a prospectus. An investor should consider the Fund's objectives, risks, charges and expenses carefully before investing or sending money. This and other important information can be found in the Fund's prospectus. For more information please call 1-877-345-8646. Please read the prospectus carefully before investing.

The Holbrook Income Fund is distributed by Northern Lights Distributors, LLC, member FINRA/SIPC. Holbrook Holdings Inc. is not affiliated with Northern Lights, Distributors, LLC. Copyright © 2016, All rights reserved.